

Thermal Spray Powder Application

Alex Adams, Kate Flood, Vince Pagnotti

Presented by Brian Kornish 412-596-0834 kornish@ppg.com



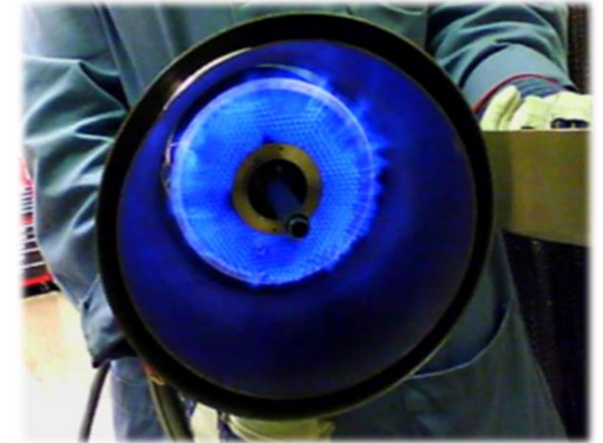
Powder Thermal Spray

Objective

- Use thermal spray equipment to apply and heat powder paint onto thick gauged and large scale parts
- Field/on-site application

Features

- Single step application process
- No oven required
- Broad substrate application ability
- Instant return to service upon cooling



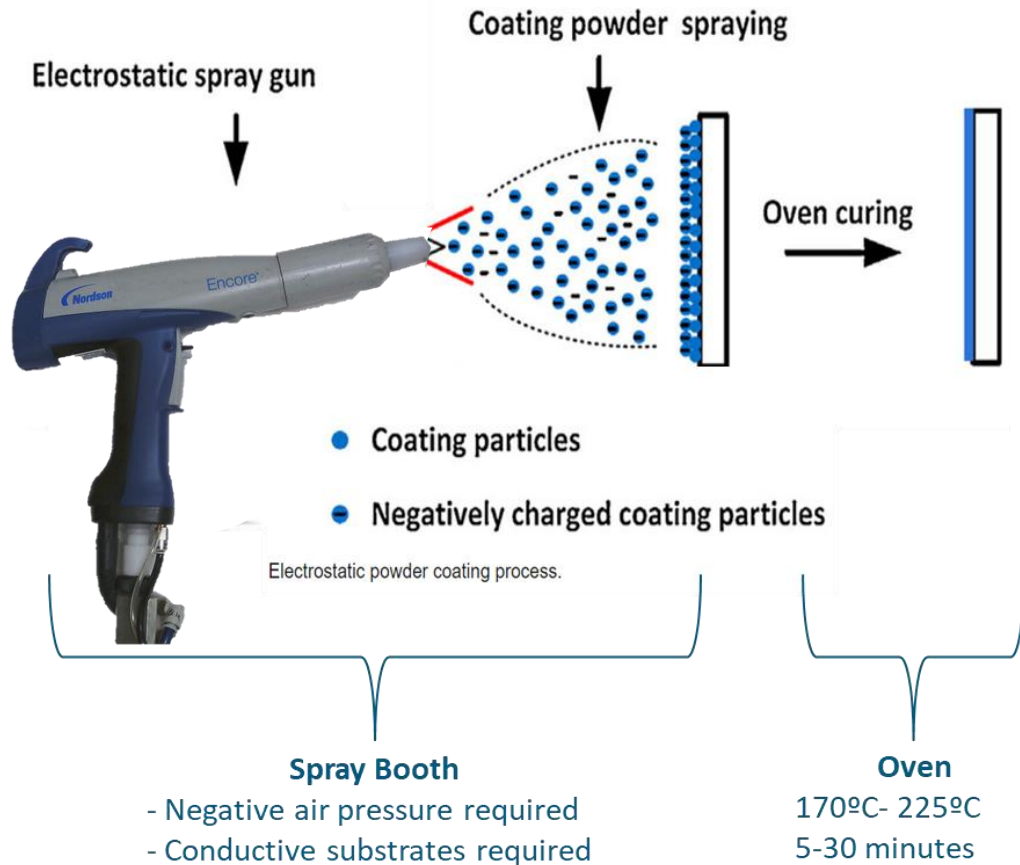
Thermal Spray Applicator



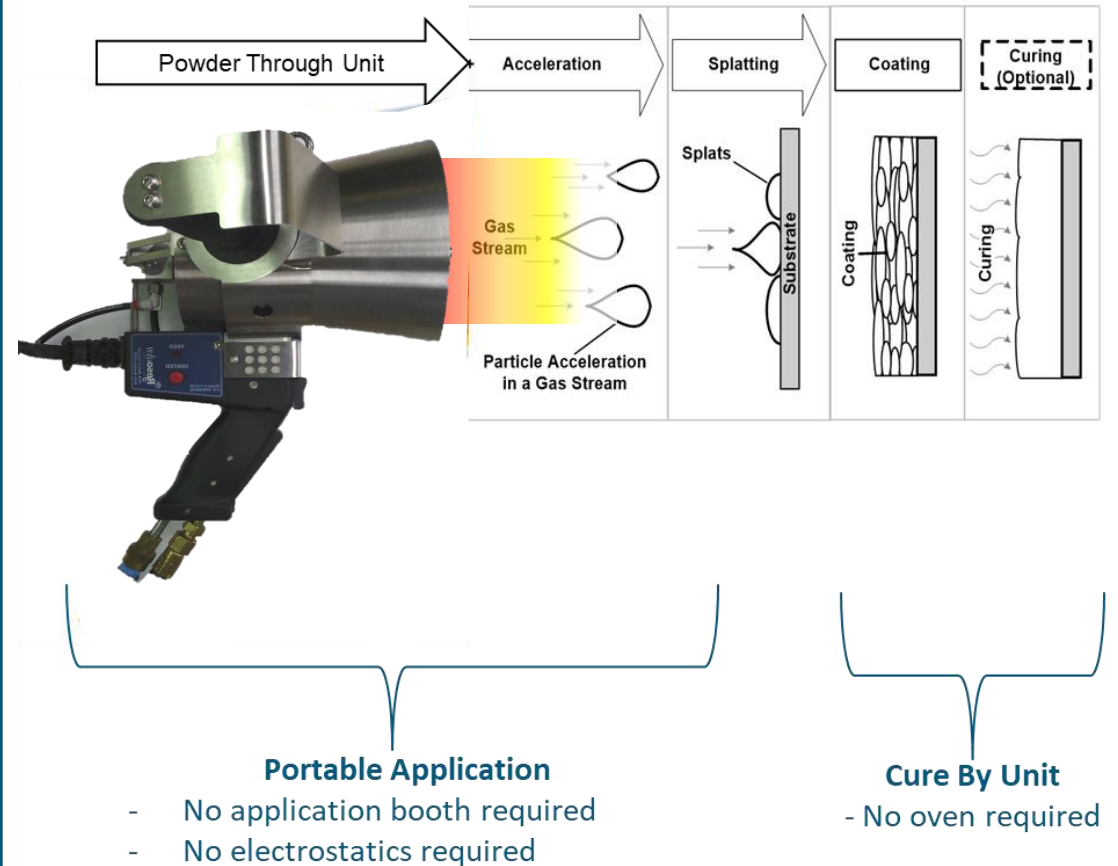
Full Thermal Spray Unit

Powder Application Processes

Electrostatic Application



Thermal Spray Application



Environmental and Other Benefits





Powder Advantages

- VOC and Haps Free
- 100% Solids
- Immediate Return to Service
- High Performance Coatings

Thermal Spray Advantages

- Oven Free
- On site application
- Electrostatics Not Required
- Applicable to non-conductive substrates
- Low-High Film Build

Example Substrates

Substrates	Success
Cold Rolled Blasted Steel 2 mil \pm 0.5	
Cold Rolled B1000 P99x Treated Steel	
Aluminum ¼ inch gauge	
Electro-coated Steel	

Thermal spray powder is compatible with a wide variety of coatings and substrates

